



7.5

ОПРЕДЕЛИ УКАЗАННЫЙ СЛОГ В СЛОВАХ (ОК-НО - БАН-СЫ) —
НАПИШИ ЭТИ СЛОГИ в прямоугольник под словом —
ПРОЧИТАЙ СЛОВО



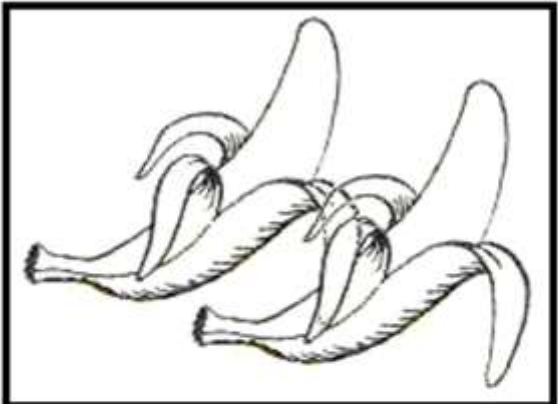
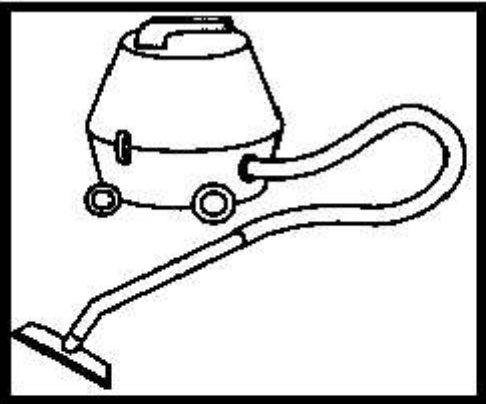
Below the window illustration is a thick horizontal line with a dashed line underneath it. An orange arrow points from a rectangular box below to the dashed line.

Below the necklace illustration is a thick horizontal line with a dashed line underneath it. An orange arrow points from a rectangular box below to the dashed line.

A horizontal line connects the two boxes.

7.5

ОПРЕДЕЛИ УКАЗАННЫЙ СЛОГ В СЛОВА (ПЫ-ЛЕ-СОС - БА-НА-НЫ) —
НАПИШИ ЭТИ СЛОГИ — ПРОЧИТАЙ СЛОВО



Below the vacuum cleaner illustration is a thick horizontal line with a dashed line underneath it. An orange arrow points from a rectangular box below to the dashed line.

Below the bananas illustration is a thick horizontal line with a dashed line underneath it. An orange arrow points from a rectangular box below to the dashed line.

A horizontal line connects the two boxes.

7.5 ОПРЕДЕЛИ УКАЗАННЫЙ СЛОГ В СЛОВАХ (МА-ШИ-НА - КО-ЛЕ-СО - КО-СЫ)
— НАПИШИ ЭТИ СЛОГИ – ПРОЧИТАЙ СЛОВО

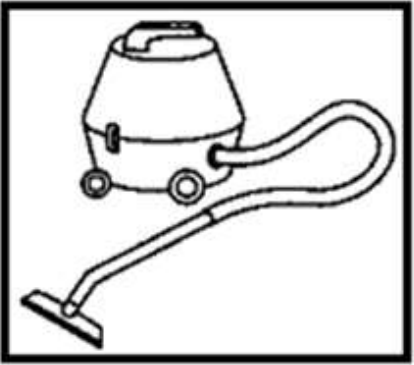

МАШИНА КОЛЕСО КОСЫ

7.5 ОПРЕДЕЛИ УКАЗАННЫЙ СЛОГ В СЛОВАХ (НО-ТЫ – БУ-СЫ) —
НАПИШИ ЭТИ СЛОГИ – ПРОЧИТАЙ СЛОВО

НОТЫ БУСЫ

7.5



ОПРЕДЕЛИ УКАЗАННЫЙ СЛОГ В СЛОВА (ПА-НА- МА - ПЫ-ЛЕ-СОС) –
НАПИШИ ЭТИ СЛОГИ – ПРОЧИТАЙ СЛОВО



Below the illustrations are two sets of syllable lines. The first set has three lines: a top line, a middle line, and a bottom line. An orange arrow points to the middle line. The second set has three lines: a top line, a middle line, and a bottom line. An orange arrow points to the bottom line. Below these lines are two empty rectangular boxes connected by a horizontal line, intended for writing the identified syllables.

9.5

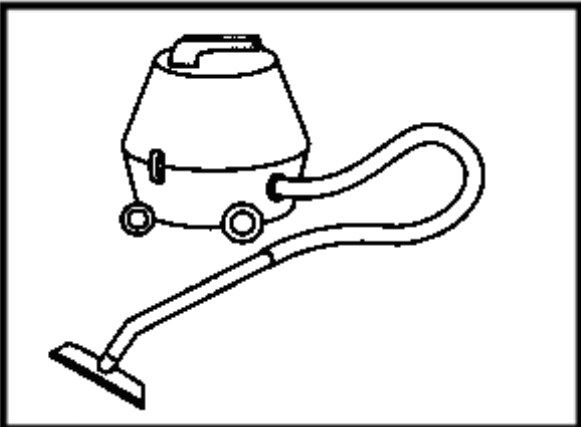



ОПРЕДЕЛИ УКАЗАННЫЙ СЛОГ В СЛОВАХ(СОСНЫ-КУБИКИ) –
НАПИШИ ЭТИ СЛОГИ – ПРОЧИТАЙ СЛОВО



Below the illustrations are two sets of syllable lines. The first set has three lines: a top line, a middle line, and a bottom line. An orange arrow points to the middle line. The second set has three lines: a top line, a middle line, and a bottom line. An orange arrow points to the bottom line. Below these lines are two empty rectangular boxes connected by a horizontal line, intended for writing the identified syllables.







9.5

ОПРЕДЕЛИ УКАЗАННЫЙ СЛОГ В СЛОВАХ(ПЫЛЕСОС-БАНАНЫ) –
НАПИШИ ЭТИ СЛОГИ – ПРОЧИТАЙ СЛОВО

	
<hr/> <hr/> <hr/>	<hr/> <hr/> <hr/>
	
<input data-bbox="454 840 805 1008" type="text"/>	<input data-bbox="1013 840 1364 1008" type="text"/>

9.5

ОПРЕДЕЛИ УКАЗАННЫЙ СЛОГ В СЛОВАХ(МАШИНА-КОЛЕСО-КОСЫ) –
НАПИШИ ЭТИ СЛОГИ – ПРОЧИТАЙ СЛОВО

		
<hr/> <hr/> <hr/>	<hr/> <hr/> <hr/>	<hr/> <hr/> <hr/>
		
<input data-bbox="167 1825 534 2004" type="text"/>	<input data-bbox="630 1825 997 2004" type="text"/>	<input data-bbox="1109 1825 1476 2004" type="text"/>

10.5

ОПРЕДЕЛИ УКАЗАННЫЙ СЛОГ В СЛОВАХ (ЛИМОН-КОСА) –
НАПИШИ ЭТИ СЛОГИ – ПРОЧИТАЙ СЛОВО

The task consists of two parts. On the left, a lemon is shown in a square frame. Below it are two horizontal lines representing a syllable structure: a solid line above a dashed line. An orange arrow points upwards from a blank box below to the dashed line. On the right, a scythe is shown in a square frame. Below it are two horizontal lines representing a syllable structure: a solid line above a dashed line. An orange arrow points upwards from a blank box below to the dashed line. A horizontal line connects the two blank boxes.

10.5

ОПРЕДЕЛИ УКАЗАННЫЙ СЛОГ В СЛОВАХ (АКУЛА–СКАМЕЙКА) –
НАПИШИ ЭТИ СЛОГИ – ПРОЧИТАЙ СЛОВО

The task consists of two parts. On the left, a shark is shown. Below it are two horizontal lines representing a syllable structure: a solid line above a dashed line. An orange arrow points downwards from the shark to the dashed line. Below this is a blank box. On the right, a park bench is shown. Below it are two horizontal lines representing a syllable structure: a solid line above a dashed line. An orange arrow points downwards from the bench to the dashed line. Below this is a blank box. A horizontal line connects the two blank boxes.

10.5

ОПРЕДЕЛИ УКАЗАННЫЙ СЛОГ В СЛОВАХ (АИСТ-ЦИРКУЛИ-ПИЛА) –
НАПИШИ ЭТИ СЛОГИ – ПРОЧИТАЙ СЛОВО

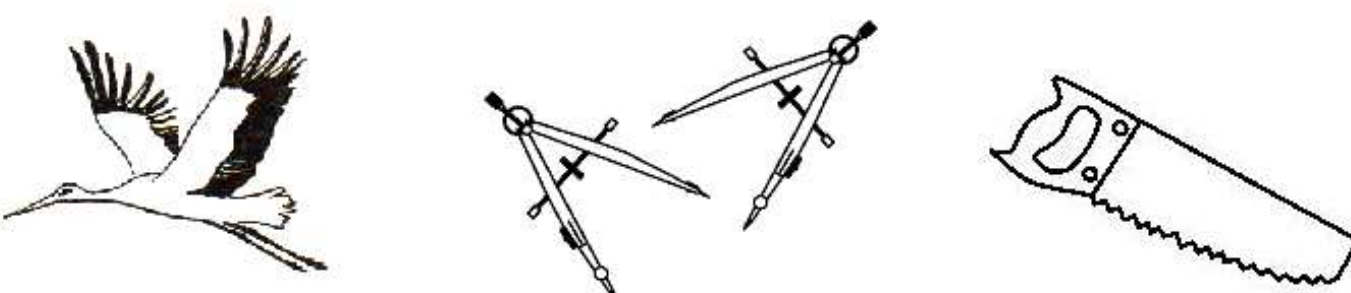


Diagram illustrating the syllable structure of the words "АИСТ", "ЦИРКУЛИ", and "ПИЛА".

- АИСТ:** The word is divided into two syllables: АИ | СТ. An orange arrow points from a blank box below to the first syllable.
- ЦИРКУЛИ:** The word is divided into three syllables: ЦИ | РКУ | ЛИ. An orange arrow points from a blank box below to the second syllable.
- ПИЛА:** The word is divided into two syllables: ПИ | ЛА. An orange arrow points from a blank box below to the first syllable.

Horizontal lines above the words indicate the syllable boundaries. The boxes below are for writing the identified syllables.

10.5

ОПРЕДЕЛИ УКАЗАННЫЙ СЛОГ В СЛОВАХ (МАСКА-ДУПЛО) –
НАПИШИ ЭТИ СЛОГИ – ПРОЧИТАЙ СЛОВО




Diagram illustrating the syllable structure of the words "МАСКА" and "ДУПЛО".

- МАСКА:** The word is divided into two syllables: МА | СКА. An orange arrow points from a blank box below to the first syllable.
- ДУПЛО:** The word is divided into two syllables: ДУ | ПЛО. An orange arrow points from a blank box below to the second syllable.

Horizontal lines above the words indicate the syllable boundaries. The boxes below are for writing the identified syllables.

10.5

ОПРЕДЕЛИ УКАЗАННЫЙ СЛОГ В СЛОВАХ (ЛАСТОЧКА-БУТЫЛКА) – НАПИШИ ЭТИ СЛОГИ – ПРОЧИТАЙ СЛОВО

ласточка-бутылка



10.5

ОПРЕДЕЛИ УКАЗАННЫЙ СЛОГ В СЛОВАХ (ЛЫЖИ-ВЕЛОСИПЕД-МАЛИНА) – НАПИШИ ЭТИ СЛОГИ – ПРОЧИТАЙ СЛОВО

лыжи-велосипед-малина

13.5

ОПРЕДЕЛИ УКАЗАННЫЙ СЛОГ В СЛОВАХ (ПЛОТИК-СЛЕДЫ) –
НАПИШИ ЭТИ СЛОГИ – ПРОЧИТАЙ СЛОВО



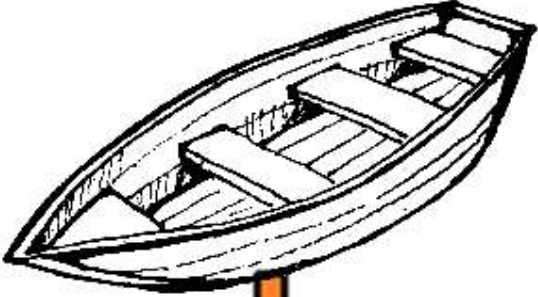
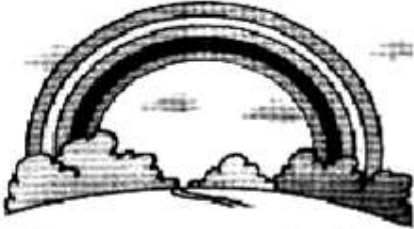
Below the raft image is a thick horizontal bar with a shorter bar underneath it. An orange arrow points upwards from a box below to the shorter bar.

Below the paw prints image is a thick horizontal bar with two shorter bars underneath it. An orange arrow points upwards from a box below to the right shorter bar.

Two empty boxes are connected by a horizontal line, positioned between the two sets of bars.

13.5

ОПРЕДЕЛИ УКАЗАННЫЙ СЛОГ В СЛОВАХ (РАДУГА-ЛОДКА) –
НАПИШИ ЭТИ СЛОГИ – ПРОЧИТАЙ СЛОВО



Below the rainbow image is a thick horizontal bar with two shorter bars underneath it. An orange arrow points downwards from the shorter bars to a box below.

Below the boat image is a thick horizontal bar with two shorter bars underneath it. An orange arrow points downwards from the shorter bars to a box below.

Two boxes are connected by a horizontal line. The left box contains the Cyrillic letter 'Д'.

13.5 ОПРЕДЕЛИ УКАЗАННЫЙ СЛОГ В СЛОВАХ (ЛАПА-ПОМИДОРЫ-ОЛЕНИ) – НАПИШИ ЭТИ СЛОГИ – ПРОЧИТАЙ СЛОВО

This exercise is contained within a rectangular frame. At the top, there are three illustrations: a tiger's paw, three tomatoes, and two reindeer. Below each illustration is a horizontal line representing a word, with a dashed line underneath it indicating the syllable structure. Below the dashed lines are three empty rectangular boxes for writing. An orange arrow points from each box up to the corresponding dashed line, indicating the starting point for writing the syllable.

13.5 ОПРЕДЕЛИ УКАЗАННЫЙ СЛОГ В СЛОВАХ (ПЛАТЬЕ-СВИСТОК) – НАПИШИ ЭТИ СЛОГИ – ПРОЧИТАЙ СЛОВО

This exercise is contained within a rectangular frame. At the top, there are two illustrations: a dress and a whistle. Below each illustration is a horizontal line representing a word, with a dashed line underneath it indicating the syllable structure. Below the dashed lines are two empty rectangular boxes for writing. An orange arrow points from each box up to the corresponding dashed line, indicating the starting point for writing the syllable.

Слова «склеились», их нужно разделить.
Прочитай, соедини буквы в слова, отдели
каждое вертикальной чертой.

КАСКАНОСОКСОК
ОКНАКОНИСОК
МИСКАКИНО
САДИККИСТИСТАДО
КУСТДОМИНДЮК
ДЫМДУДКАТОК
КАТОКМОДАЛОДКА